

# Quick Guide Regional Education Profile App

This app uses the Single Data Return (SDR) course enrolment record, the Industry Training Register (ITR) enrolment data, Census data from the Integrated Data Infrastructure (IDI) and Ministry of Education school leaver data to provide a picture of who is enrolling in tertiary education, where they have come from (if a school leaver since 2010), where they are studying and what they are studying.

## Examples of what you can discover

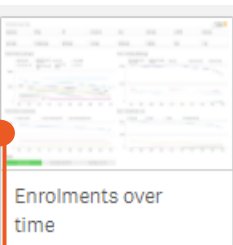
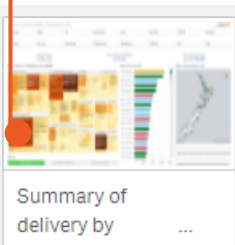
- See a regional view of enrolments.
- View subject areas (NZSCED) of the qualifications/programmes learners are enrolling in.
- See trends in enrolments over time.
- Compare regional to national learner demographics and enrolment attributes.
- Compare learner demographic to Census.
- See learner migration showing the region where a learner left school and the region, TEO and NZSCED of their first enrolment in tertiary education.
- View detail on school leavers, such as the school region, decile, highest school achievement, eligibility and final secondary level.
- View detail on first enrolments, such as the learner region, TEO, NZQF level, NZSCED, learner type and ethnicity.

## Things to note

- Provider based qualification and industry training programme attributes have been combined into single views.
- Enrolment data is from 2011 onwards.
- Census data is from the 2018 Census.
- School leaver data is taken from the school leaver record supplied by the Ministry of Education. The data is from 2010 onwards.
- For meaningful comparison of number of learners enrolled compared to regional population, select a single enrolment year.
- Where a student is studying extramurally, the learner region has been defined by the region associated with the learner's permanent postcode if available.
- NZSCED (qualification/programme), course NZSCED, attendance type, ethnicity, age and highest school achievement make use of hierarchies. Selecting the top level of one of these filters makes available the next level of the hierarchy.
- All measures are suppressed if the values are below 5 for privacy reasons.
- If a learner has two or more ethnicities identified, they will be counted in each ethnicity. This means the total count by individual ethnicity may be greater than the total number of learners shown.
- We use full count for reported iwi affiliations, meaning if a learner reports two or more iwi affiliations, they will be counted once in each iwi: therefore the total count by individual iwi may be greater than the total number of learners shown.



## Information provided by each sheet

Key indicators (number of learner, volume and value of delivery) by NZSCED, TEO and learner region.




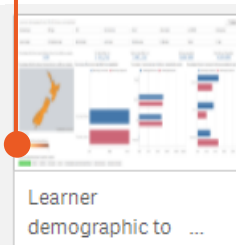
Enrolment trends over time by cohort group, attendance type, enrolment type and learner type.

Regional comparison of learners by learner demographics.



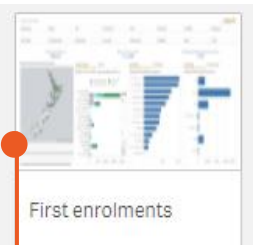
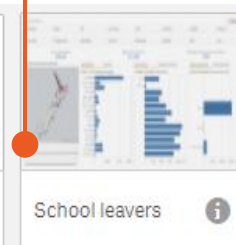
Regional comparison of learners by enrolment attributes.

Percentage of learners in a region compared to Census population of the region by demographic attributes.



Geographical view of school leavers and first enrolments.

Geographical view of school leaver attributes.



Geographical view of first enrolment attributes.

## Data Definitions

Take a look at the data definitions sheet in the app for more information on the following fields:

- |                         |                                 |                                 |                                  |
|-------------------------|---------------------------------|---------------------------------|----------------------------------|
| • Attendance type       | • Fee assessment type           | • Learner region                | • Population of region           |
| • Census population     | • Final school year             | • Learner type                  | • School enrolment type          |
| • Cohort group          | • Final secondary level         | • Number of learners            | • School leaver                  |
| • Disability identified | • First enrolment               | • NZQF level                    | • School region                  |
| • Enrolment type        | • Highest school achievement    | • NZSCED                        | • Value of delivery (\$ ex GST)  |
| • Enrolment year        | • Internet learning description | • Percentage ethnicity variance | • Volume of delivery (EFTS/STMs) |

For support contact TEC Customer Contact: phone 0800 601 301 or email: [customerservice@tec.govt.nz](mailto:customerservice@tec.govt.nz)



We ensure New Zealand's future success.